

ROBOTIC ASSISTED THORACIC SURGERY

RATS – ADVANCED COURSE



23-24 JULY, 2026

COURSE DIRECTORS



DR. SARAVANA RAJAMANICKAM
(NAMAKKAL)




DR. ABHISHEK JAIN
(AHMEDABAD)

COURSE FACULTY

PROF. JEAN-MARC BASTE
& MORE TO BE ANNOUNCED

**MORE INFORMATION
SCAN HERE**



IRCAD India Board

**PROF. JACQUES
MARESCAUX**

PRESIDENT -
IRCAD GLOBAL



**DR. VINOD
BHANDARI**

FOUNDER CHAIRMAN -
IRCAD INDIA



**DR. MOHIT
BHANDARI**

PRESIDENT - IRCAD INDIA




**DR. MAHAK
BHANDARI**

VICE PRESIDENT -
IRCAD INDIA



**PROF. MANOEL
GALVAO NETO**

SCIENTIFIC DIRECTOR -
IRCAD INDIA



**DR. GUILLAUME
MARESCAUX**

MEMBER - IRCAD INDIA

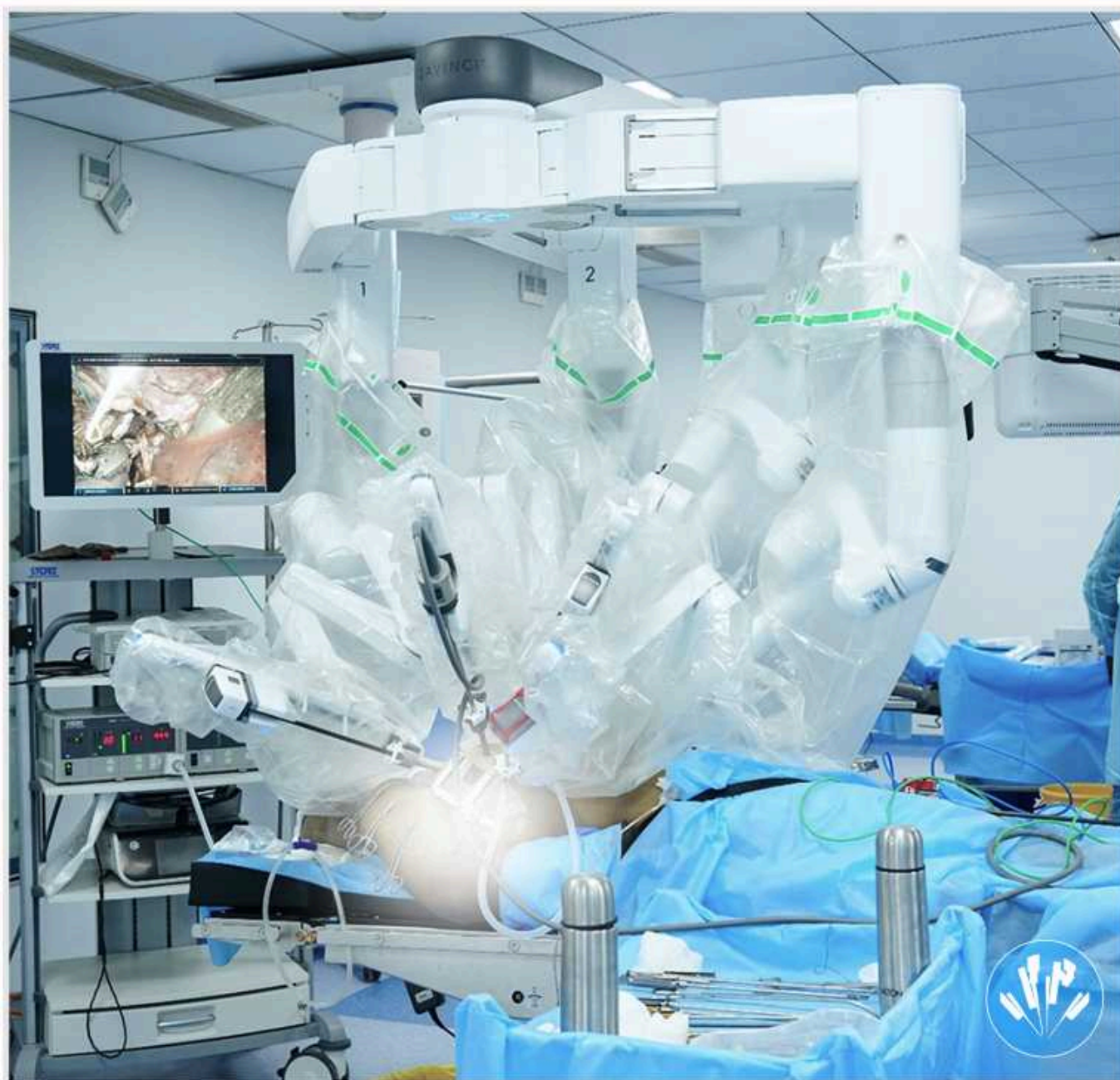


COURSE ELIGIBILITY -

MCh/ DrNB in Cardiothoracic Surgery or Thoracic Surgery or Surgical Oncology or MS,DrNB General with 3 yrs experience in MIS surgery.

COURSE BRIEF -

Robotic Thoracic Surgery is one of the most rapidly advancing disciplines in Robotic Surgery. This course is designed to equip surgeons with a keen interest in Robotic Thoracic Surgery. Trainees will be mentored and guided by leading surgeons in this field from India and abroad. The programme has been designed to encourage structured learning, maximize hands-on cadaveric tissue experience on multiple systems including Da Vinci, SSI Mantra and Medbot Toumai platforms.



TIME	LECTURE / SESSION
07:45 am	Welcome Address & Introduction to IRCAD India - Dr. Mohit Bhandari
08:00 am	Didactic Lectures - <ul style="list-style-type: none">• Basics of Robotic Surgery - Evidence / How to start? / Equipment• Ergonomics and Instrumentation - Da Vinci, SSI Mantra & Medbot Toumai• Ergonomics and Instrumentation - Closed Console• Right sided Lung resection• Mediastinal Tumors• Adjuncts in Robotic Thoracic Surgery – ICG / Ultrasound• Robotic Segmentectomy
10:00 am - 12:30 pm	Session 01 - Hand-on session on Human Cadaver
12:30 pm - 01:30 pm	LUNCH BREAK
01:30 am - 06:00 pm	Session 02 - Hands-on session on Human Cadaver
08:00 pm	Dinner for Participants

TIME	LECTURE / SESSION
07:45 am	Evaluation of Previous Day's Sessions
08:00 am	Didactic Lectures - <ul style="list-style-type: none">• Left sided Lung resections• Sleeve and Tracheal resections• Mediastinal Tumors• Safety and Performance measurement<ul style="list-style-type: none">- Safety drills- Database and Quality improvement- Team Building• Ergonomics at Bedside<ul style="list-style-type: none">- Stapling / Assisting / Specimen retrieval
10:00 am - 12:30 pm	Session 01 - Hand-on session on Human Cadaver
12:30 pm - 01:30 pm	LUNCH BREAK
01:30 am - 05:00 pm	Session 02 - Hands-on session on Human Cadaver
05:00 pm	End of Course - <i>Delivery of Certificates of Attendance</i>

ACCOMMODATION & AMENITIES

To ensure a comfortable experience, IRCAD INDIA offers

- **Luxury On-Campus Stay:** World-class amenities at IICC.
- **Nutritious Dining:** Healthy meals in a relaxing setting.
- **Easy Transportation:** 20 mins from the airport, 30 mins from the railway station.
- **Complimentary Wi-Fi:** Stay connected anytime.
- **Event Spaces:** Two Conference halls and board meeting rooms.
- **Fitness & Wellness:** Fully equipped gym.
- **24/7 Service & Accessibility:** Room service, ample parking, and wheelchair-friendly facilities.




REGISTRATION CHARGES

▶ **COURSE FEES**

▶ **INR 2,00,000 + 18% GST**

▶ **USD 2700**

Please note: The course fee does not cover accommodation expenses.

✉ info@ircadindia.com  www.ircadindia.com

☎ **+91 98931-36242 | +91 73890-38080**

📍 **Sri Aurobindo University, Sanwer Road, Indore, Madhya Pradesh, India**

FOR ENROLLMENT



SCAN THE QR CODE

